

# FOR LEASE

**1609 Broadway - Bellingham, WA**



## Professional Office Space at Broadway & Elm

<b>Suite 1609 - 202: 1007 SF</b>	<b>Suite 2209 - 203: 270 SF</b>
<b>Suite 1609 - 206: 1019 SF</b>	<b>Suite 2209 - 204: 276 SF</b>
<b>Suite 1609 - 203: 1948 SF</b>	<b>Suite 2209 - 207: 1881 SF</b>
<b>Suite 1609 - 205: 1033 SF</b>	<b>Suite 1611: 1914 SF</b>

- Conveniently located at the intersection of Broadway & Elm
- Close proximity to I-5, downtown Bellingham, the Meridian St. corridor, and Bellingham Bay
- Great light, with open floor plans
- Covered parking included
- Great signage opportunities



114 W. Magnolia, Suite 302  
Bellingham, WA 98225

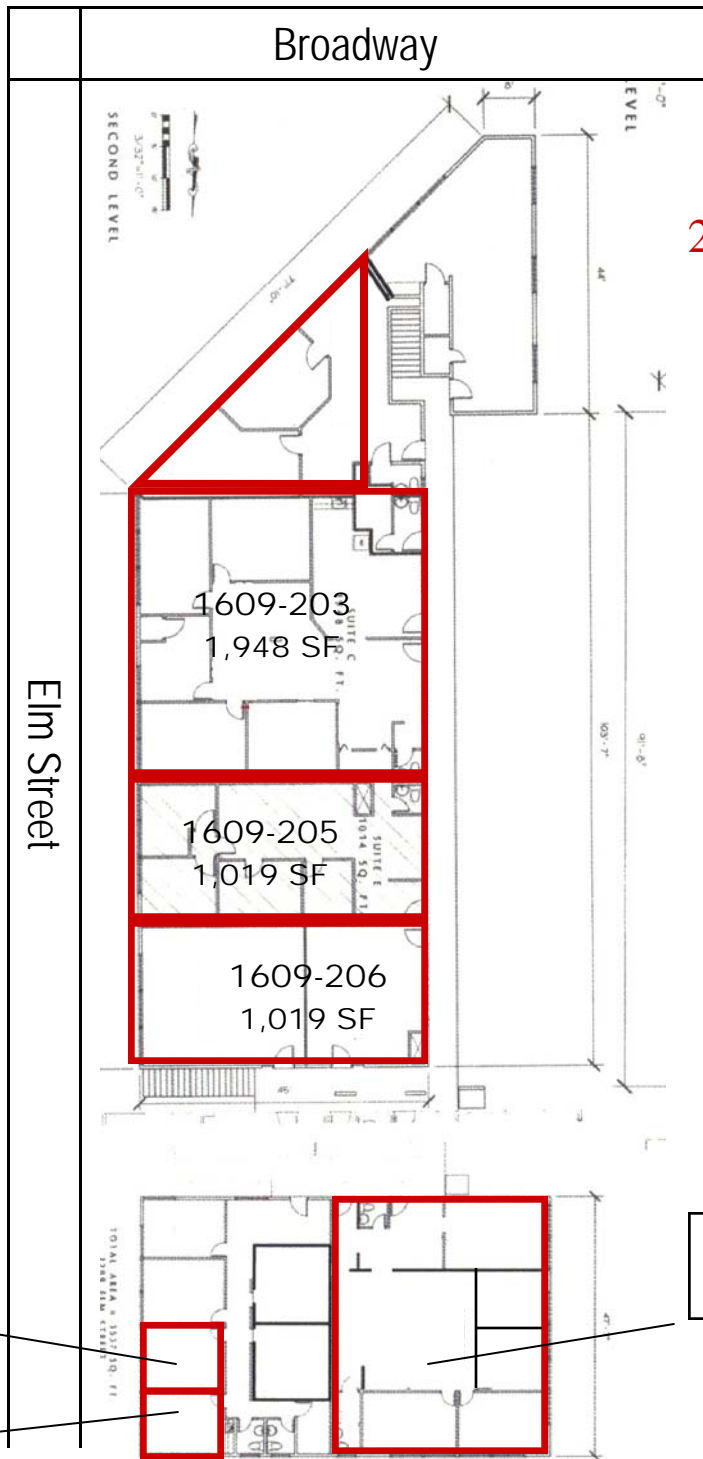
For information contact:

**Doug Meyer**

(360) 671-4200 x 102 (office)

(360) 303-2022 (cell)

[doug@pacificcontinentalrealty.com](mailto:doug@pacificcontinentalrealty.com)



2nd level

2209-206  
270 SF

2209-204  
276 SF

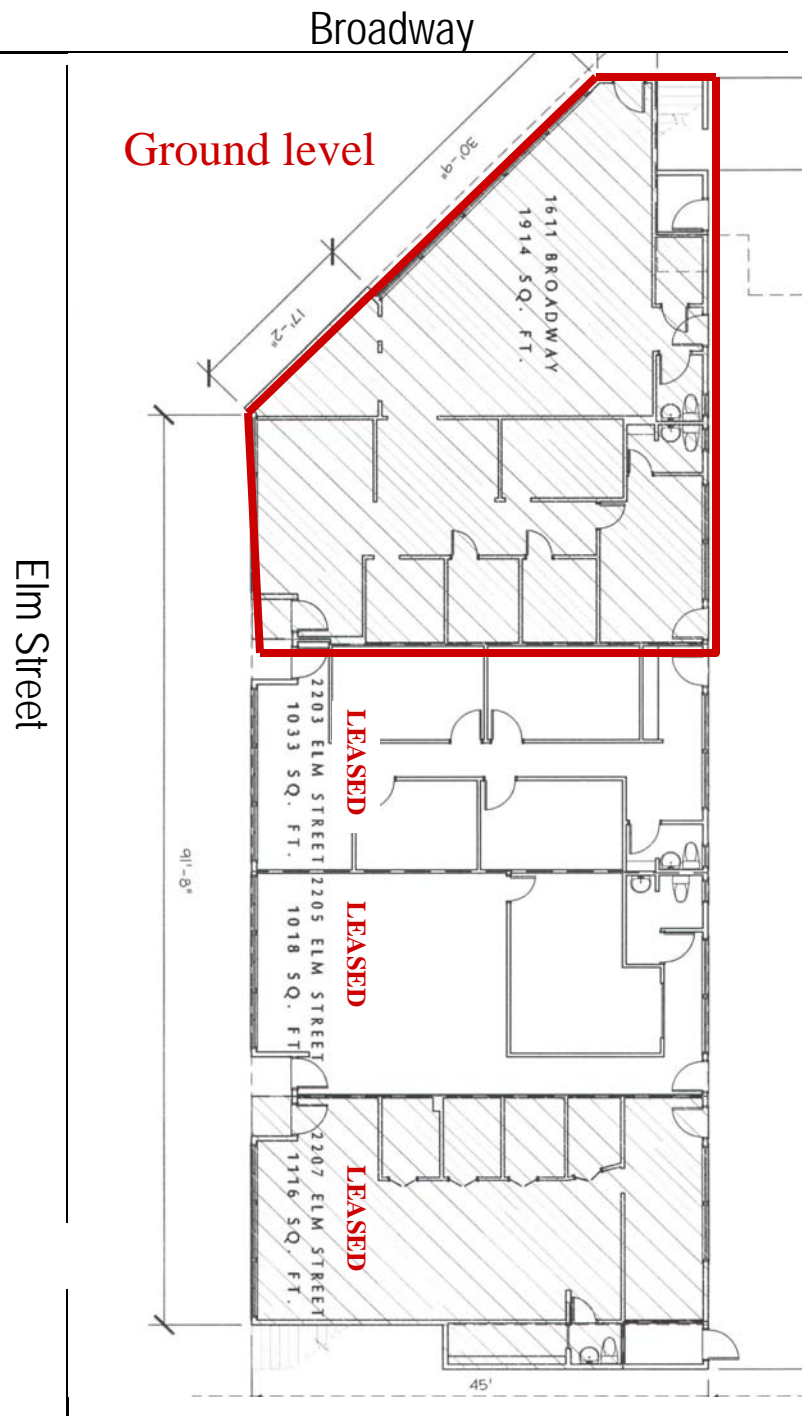
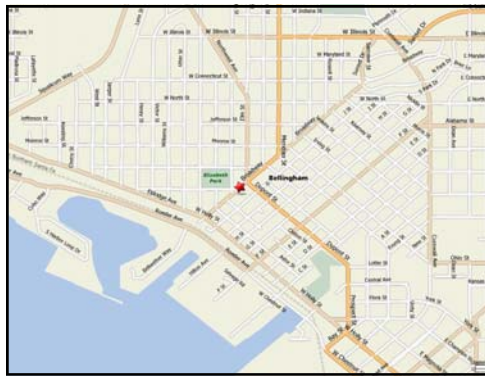
2209-207  
1,881 SF



114 W. Magnolia, Suite 302  
Bellingham, WA 98225

For information contact:  
**Doug Meyer**  
(360) 671-4200 x 102 (office)  
(360) 303-2022 (cell)  
doug@pacificcontinentalrealty.com

Information contained herein has been obtained from the owner of the property or from other sources that we deem reliable. We have no reason to doubt its accuracy, but we do not guarantee it.



Information contained herein has been obtained from the owner of the property or from other sources that we deem reliable. We have no reason to doubt its accuracy, but we do not guarantee it.



114 W. Magnolia, Suite 302  
Bellingham, WA 98225

For information contact:

**Doug Meyer**

(360) 671-4200 x 102 (office)

(360) 303-2022 (cell)

doug@pacificcontinentalrealty.com